

Welcome to Mr. Schnell's AP Chemistry Class!

www.chemistryrocks.net

I am very excited to start this school year and get to know all of you! The first week can be very hectic - programs don't always work, schedules change every day, tons of handouts from teachers, lockers to find, books to check out, etc. Hopefully this paper will help you keep track of all the "start of the year" type assignments for your AP Chemistry class. **I will post due dates and daily homework on Schoology so make sure to check there every day!**










The first table is a list of some "start of the year" assignments.

These should be done by the Monday of the second week of school. The second table is a summary of what you can find on the class website, and where to find it. For example, you can find the syllabus on the "About Your Class" tab.

The back of this page will tell you how we will set up our 3-ring binders and composition notebooks. Please try to get the supplies mentioned as soon as possible! If you are having any difficulties obtaining the supplies quickly please let me know so we can figure something out. You can find copies of worksheets and handouts on my class website: www.mychemistryclass.net I hope your first week of school goes well, and let me know if you have any questions!

Start of the Year Assignments

IMPORTANT For all Google Forms – You must be signed into your School Email Account to access them.

<p>Syllabus and Safety Contract Acknowledgment Google Form Read the syllabus and safety contract that are linked in the Google Form. You should do this with your parent/guardian. Fill out the Google Form to acknowledge agreement for both documents.</p> <p>https://tinyurl.com/jaxsyu2y</p> 	<p>Lab Safety Video and Q's Google Form Watch a Lab Safety Video and answer the questions regarding what was covered in the video. You cannot perform any labs until you have earned 80% or higher on this assignment.</p> <p>https://tinyurl.com/47xbpsxa</p> 	<p>Get to Know You Google Form Please help me get to know you a little bit! I will ask you questions about the classes you have already taken, the classes you are in now, hobbies, clubs, etc. Thank you for helping me get to know you!</p> <p>https://tinyurl.com/4hh89njw</p> 	<p>About Your Chem Class Video and Q's Google Form In order to maximize our in class time, please watch this video about how we do things in my class, how the class website is set up etc. Watch the video, take good notes, answer the Q's.</p> <p style="text-align: center;">Under construction</p>		
<p>Sign up for Remind Messaging I don't use this often, but it is good to have the option. You can use it through your cell phone number or email, it is a program that lets me message you without seeing your phone number or email, and without you seeing mine.</p> <p style="text-align: center;">Send a text to 81010</p> <p style="text-align: center;">AP Chem Text this message @dvapchem</p>	<p>Websites to Bookmark on your Computer and/or Phone We will use these websites all the time – bookmarking is so helpful!</p> <table style="width: 100%; text-align: center;"> <tr> <td data-bbox="818 1205 1159 1346"> <p>Mr. Schnell's Class Website www.chemistryrocks.net</p>  </td> <td data-bbox="1164 1205 1521 1346"> <p>Mr. Schnell's YouTube Channel https://tinyurl.com/p2ky5sfh</p>  </td> </tr> </table>			<p>Mr. Schnell's Class Website www.chemistryrocks.net</p> 	<p>Mr. Schnell's YouTube Channel https://tinyurl.com/p2ky5sfh</p> 
<p>Mr. Schnell's Class Website www.chemistryrocks.net</p> 	<p>Mr. Schnell's YouTube Channel https://tinyurl.com/p2ky5sfh</p> 				
<p>Some Nice Apps to Get You do not need to get these apps for your cell phone, but they are nice to have! You can find lots of free versions of these for most models of smart phones!</p>	<p>A QR Code Reader App The one built into the iPhone camera doesn't always seem to work, an actual app seems to be a more reliable option</p> <p>A Periodic Table App We won't be using our phones in class, but sometimes it is nice to have a periodic table app on your phone in case you are working somewhere and forgot your periodic table.</p>	<p>The Remind Messaging App This is a lot easier to use than trying to use the browser on your phone.</p> <p>A Scanner App that turns photos into PDFs Very easy to use! Lets you take a photo and turns it into a PDF so when you upload it or email it, the document will be more readable.</p>			

Things You Can Find on the Class Website

Thing	Where?
Welcome letter from teacher, commonly used links	Home Page
Overview of what we did, or are going to do each day in class	Calendar Tab
Links for lab report guidelines, absent lab form, resources for doing labs or writing lab reports	Lab Tab
Extra worksheets, videos, practice tests, helpful websites, etc. Great if you need extra practice, or a different way of explaining a concept.	Resources Tab
Syllabus, class rules, information about what the class will be like.	About Your Class Tab
Handouts and PowerPoints for your class. You will usually be given handouts in class, but if you need to print a copy, or if you lose a copy and need a new one, you can find them here.	AP Chem
A little bit about Mr. Schnell!	Under construction

Setting things up for your AP Chemistry Class

Supplies	
Three Ring Binder	<ul style="list-style-type: none"> I suggest getting a three ring binder that will last you all year. I can't tell you exactly what size to get because it will partially depend on how big you write when doing your homework – some people may take more pieces of binder paper per assignment than other people! I usually suggest a 2" binder. Some people like getting a smaller one and then if they end up needing a larger one later in the year they just transfer stuff to a larger binder when they get to that point. Your first and last name needs to be clearly written on the outside of the binder in Sharpie, large enough for me to see it when I go to grade your notebook. I won't waste my time trying to figure out whose binder it is!
Dividers for your Three Ring Binder <i>(supplied to you)</i>	Please label the dividers in the order below. The letters in parenthesis are the abbreviations I will use like page numbers on handouts you get this year. If you want to get your own dividers and add extra sections at the back that is fine, but these sections are required. <ol style="list-style-type: none"> Reference (R) Current Packet (P) Old Packets (OP) Study Materials (S) Extra Paper (binder paper <u>and</u> graph paper)
Composition notebook <i>(supplied to you)</i>	This is where we will do our warmups and our class notes. The formatting guidelines are given to you in your packet, and you will keep the guidelines handout in your three ring binder in the Reference section. We will go over the guidelines as we do the first couple warmups and class notes.
Lab notebook <i>(supplied to you)</i>	Your lab notebook has special carbon copy papers in it. I collect the carbon pages to grade and you keep the originals in your notebook to reference. You will not use the entire lab notebook this year, but you can keep it and use it in a future science class!
Non-graphing calculator	My favorite non-graphing calculator is a TI-30x IIs made by Texas Instruments. It works in a very logical way, is usually inexpensive, and can be found at stores like Office Depot, Staples, Target, Walmart, sometimes even drug stores or grocery stores. I will be using this kind in class and know how to help you with it. You can use another non-graphing calculator but I may not know how to help you with it. Graphing calculators will not be allowed in class or during quizzes/tests.
Sack of school supplies <i>(supplied to you)</i>	These are the items I expect you to have with you in class every single day. If you would rather use your own set of colored pencils, or post-it notes, etc. please return the ones I gave you. <ul style="list-style-type: none"> Glue, Red pen, Green pen, Pen/pencils, Highlighter, Post-it Notes, Colored pencils or markers, scissors.

Things in Your Packet

***IMPORTANT!** *These papers are all stapled together in this packet. If you want to take the staple out and put the papers where they belong in your 3-ring binder tonight that is awesome! Tomorrow I will have a bunch of staple removers that you can use to take the staples out during class if you would rather wait until you can use my staple removers. Either way is fine!*

#	Handout	Description	Where
1	Welcome Letter	This paper you are reading right now!	Somewhere in your binder
2	Red Divider Paper	Signals that the pages behind this are Reference Pages that have to do with the "Review of Honors Chem" chapter.	Start of Reference Section
3	Periodic Table	Will be used all year. Commonly used ions on the back. Start memorizing the commonly used ions! You need to know the names and the formulas in a few weeks	R – 1 <i>Means in "Reference" section of your binder, 1st paper in that section</i>
4	Equation Sheet	Copy of what you are given on the AP Exam.	R – 2
5	TYSK-BDKY	Things You Should Know, But Don't Know Yet – some important AP things!	R – 3
6	Solubility and Activity	Solubility chart describes which ions will be soluble in water. The Activity Series chart describes which atoms are "stronger" than others.	R – 4
7	VSPER Chart	Make sure you remember your shapes and bond angles from last year!	R – 5
8	Acids and Bases	Make sure the strong acids and bases are memorized!	R – 6
9	Conversion Chart	Common Conversion Factors that we use all year long. These do not have to be memorized for a quiz, but it will make problems go faster if you know some!	R – 7
10	Formulas and Constants	A list of some formulas and constants that you may need during the year.	R – 8
11	Sig Fig Review	A reminder of how we do sig figs. They are important in AP Chem!	R – 9
12	Summary of Rxns	A summary of different reaction types to help you predict products. Don't need to memorize but you should feel familiar with the main patterns.	R – 10
13	DPP Setup	Read this! It explains how we will do our Daily Practice Problems in this class. They are graded! They are similar to warmups but typically take a bit longer each day.	R – 11
14	Notes Setup	Read this! It explains how we will do our class notes. Notes are graded!	R – 12
15	Pre-Lab and Post-Lab Instructions	This includes instructions on how to do your prelab assignments, what to do if you are absent for a lab, and a checklist of "post-lab" guidelines (you can print extras on the class website "Labs" tab if you want to use them like a check sheet to make sure you don't forget things each time you do your lab.	R – 13
16	Ion Periodic Table	A periodic table that shows you the typical ion charges different atoms like to make.	R – 14
17	Lab Equipment and Named Techniques	Commonly used Lab Equipment. Familiarize yourself with these so you don't waste time during a lab looking for things!	R – 15
18	Worksheet #1	Part of your homework for week 1	<i>(P1-1 means in "Current Packet" section of your binder, 1st packet, 1st paper in that packet)</i> P1 – 1