

Common Laboratory Equipment and Techniques

Safety Splash Goggles



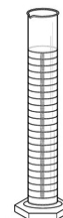
Beaker



Erlenmeyer Flask



Graduated Cylinder



Distilled Water Wash Bottle



Beaker Tongs



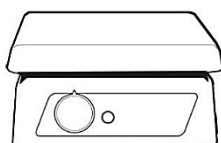
Crucible Tongs



Test Tube Tongs



Hot Plate



Spatulas and Scoopulas



Disposable Pipette



Rubber Policeman



Forceps



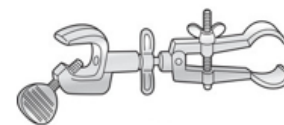
Ring Stand




Iron Support Ring



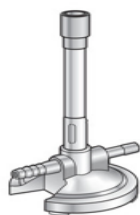
Utility Clamp



Wire Gauze with Clay Center



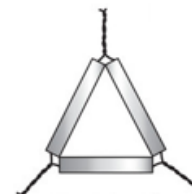
Bunsen Burner



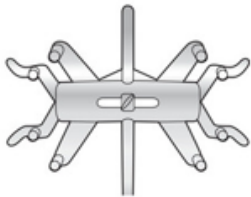



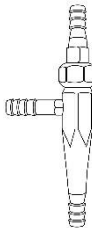



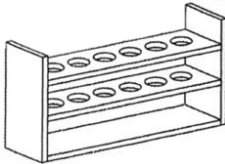

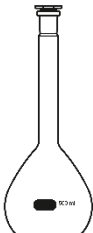







Flint Striker



Clay Triangle



<p>Crucible with Lid</p> 	<p>Evaporating Dish</p> 	<p>Burette Clamp</p> 	<p>Burette</p> 
<p>Filter Flask</p> 	<p>Buchner Funnel</p> 	<p>Aspirator for Sink</p> 	<p>Glass Funnel</p> 
<p>Test Tube Brush</p> 	<p>Test Tubes</p> 	<p>Test Tube Rack</p> 	<p>Mortar and Pestle</p> 
<p>Volumetric Flask</p> 	<p>Glass Watch Glass</p> 	<p>Volumetric Pipette</p> 	<p>Rubber Pipette Bulb</p> 
<p>Rubber Stoppers</p> 	<div style="text-align: center;">  <p>SCAN ME</p> <p>Common Lab Techniques: https://tinyurl.com/3eyn4faa</p> </div> <p>You will sometimes be asked to look at certain sections of this Common Lab Techniques PowerPoint as part of your "Pre-Lab" assignments. This will maximize our in class lab time and help ensure that you are safe in the lab.</p>		