

N3 - THERMOCHEMISTRY

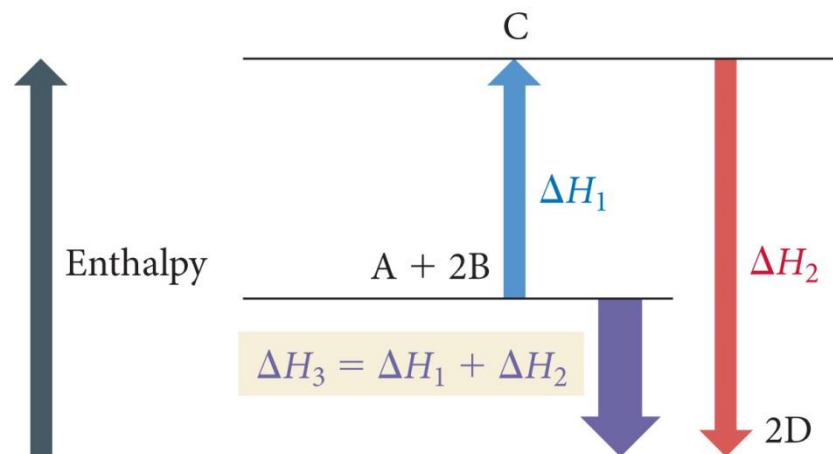
Hess's Law

Hess's Law

“In going from a particular set of reactants to a particular set of products, the change in enthalpy is the same whether the reaction takes place in one step or a series of steps.”

Hess's Law

The change in enthalpy for a stepwise process is the sum of the enthalpy changes of the steps.

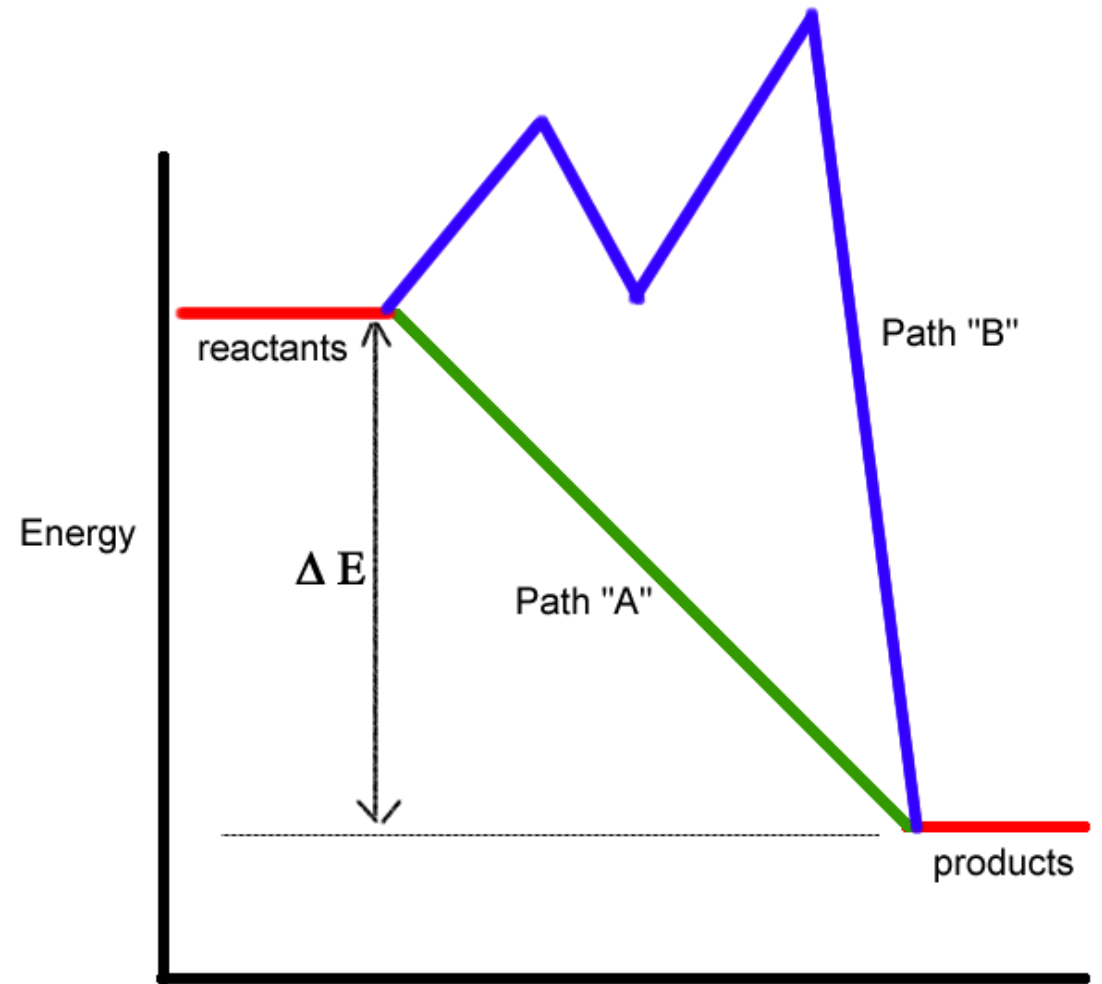


Hess's Law

Path A – Mrs. Farmer cleaning the house.

Path B – Mr. Farmer cleaning the house.

Regardless of the path taken, you still get to the same place.



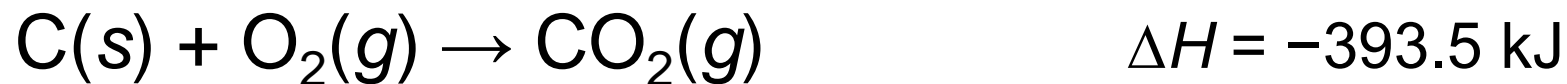
Although Path B drives Mrs. Farmer bonkers – Ha!

Relationships Involving ΔH_{rxn}

Multiplying Rxn by a # to Change Coefficients

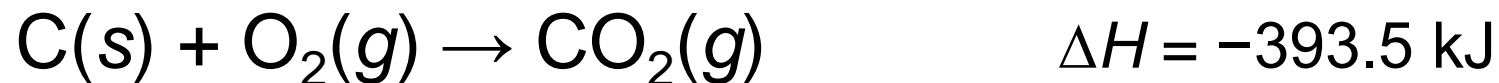
ΔH_{rxn} is multiplied by that factor.

- Because ΔH_{rxn} is extensive – depends on the amount of substance



Reversing a rxn to flip which side the products/reactants are on

Flip the sign of ΔH , if positive now negative, if negative, now positive



Standard Conditions

Standard State

The state of a material at a defined set of conditions.

- Pure gas at 1 atm pressure
- Pure solid or liquid in its most stable form at 1 atm pressure and temperature of interest (usually 25°C)
- Substances in a solution with a 1M concentration

Standard Enthalpy Change

Standard Enthalpy Change

ΔH° - the Enthalpy change when all reactants and products are in their standard states.

That's what the $^\circ$ symbol means – that it is under the standard conditions. You can have ΔH values that are not at standard conditions, then you leave the $^\circ$ off.

Standard Enthalpy of Formation

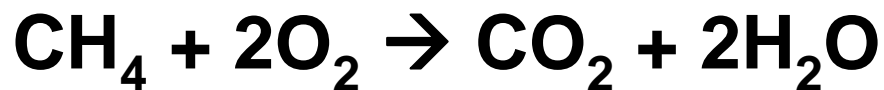
Standard Enthalpy of Formation

ΔH°_f - the Enthalpy change for the reaction forming 1 mole of a pure compound from its constituent elements.

- Elements must be in their standard states
- ΔH°_f for a pure element in its standard state = 0 kJ/mol
That includes diatomic gases! They are still pure elements!

Hess's Law Example Problem #1

Calculate ΔH for the combustion of methane, CH_4 :



Step #1:

CH_4 must appear on the reactant side, so we reverse reaction #1 and change the sign on ΔH .

- rxn 1

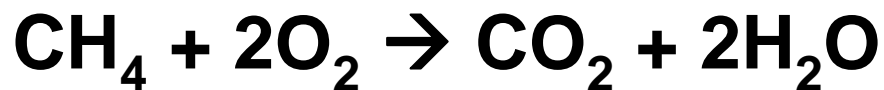


#	Reaction	ΔH°
1	$\text{C} + 2\text{H}_2 \rightarrow \text{CH}_4$	-74.80 kJ
2	$\text{C} + \text{O}_2 \rightarrow \text{CO}_2$	-393.50 kJ
3	$\text{H}_2 + \frac{1}{2} \text{O}_2 \rightarrow \text{H}_2\text{O}$	-285.83 kJ

+74.80 kJ

Hess's Law Example Problem #1

Calculate ΔH for the combustion of methane, CH_4 :




Step #2:

Keep reaction #2 unchanged, because CO_2 belongs on the product side

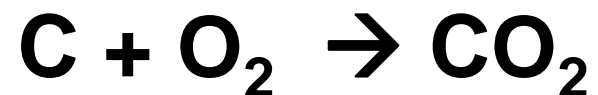
#	Reaction	ΔH°
1	$\text{C} + 2\text{H}_2 \rightarrow \text{CH}_4$	-74.80 kJ
2	$\text{C} + \text{O}_2 \rightarrow \text{CO}_2$	-393.50 kJ
3	$\text{H}_2 + \frac{1}{2} \text{O}_2 \rightarrow \text{H}_2\text{O}$	-285.83 kJ

- rxn 1



+74.80 kJ

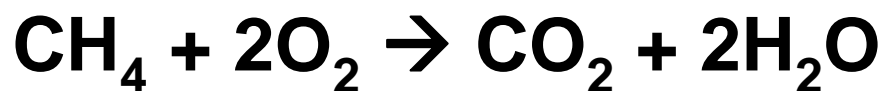
rxn 2



-393.50 kJ

Hess's Law Example Problem #1

Calculate ΔH for the combustion of methane, CH_4 :




Step #3:

Use reaction #3 to get water as a product, but multiply it by 2 since you have 2 H_2O

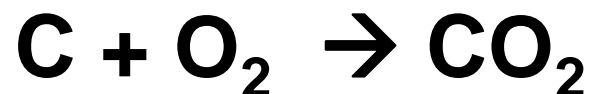
#	Reaction	ΔH°
1	$\text{C} + 2\text{H}_2 \rightarrow \text{CH}_4$	-74.80 kJ
2	$\text{C} + \text{O}_2 \rightarrow \text{CO}_2$	-393.50 kJ
3	$\text{H}_2 + \frac{1}{2} \text{O}_2 \rightarrow \text{H}_2\text{O}$	-285.83 kJ

- rxn 1



+74.80 kJ

rxn 2



-393.50 kJ

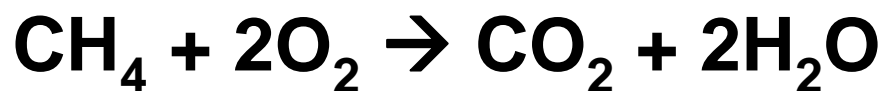
2 x rxn 3



2 x (-285.83 kJ)

Hess's Law Example Problem #1

Calculate ΔH for the combustion of methane, CH_4 :



Step #4:

Cross out things that show up on both sides, then sum up your ΔH values

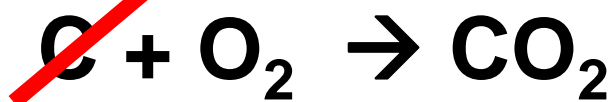
#	Reaction	ΔH°
1	$\text{C} + 2\text{H}_2 \rightarrow \text{CH}_4$	-74.80 kJ
2	$\text{C} + \text{O}_2 \rightarrow \text{CO}_2$	-393.50 kJ
3	$\text{H}_2 + \frac{1}{2} \text{O}_2 \rightarrow \text{H}_2\text{O}$	-285.83 kJ

- rxn 1



+74.80 kJ

rxn 2



-393.50 kJ

2 x rxn 3

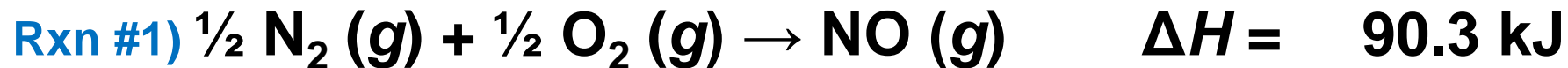


2 x (-285.83 kJ)



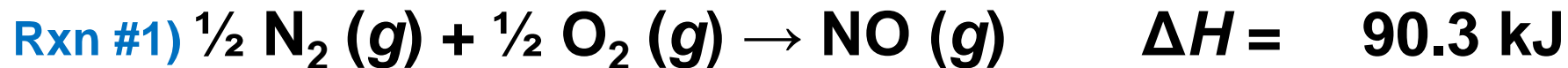
-890.36 kJ

Hess's Law Example Problem #2



- A** -51.7 kJ
- B** 51.7 kJ
- C** -103.4 kJ
- D** 103.4 kJ
- E** 142.0 kJ

Hess's Law Example Problem #2



A -51.7 kJ

B 51.7 kJ

C **-103.4 kJ**

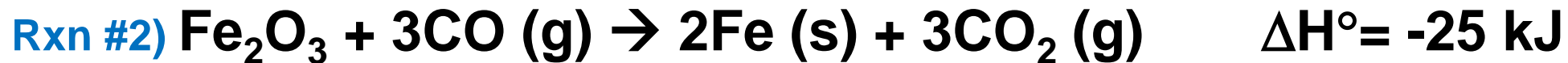
D 103.4 kJ

E 142.0 kJ

Rxn #	How to change it	Rxn	ΔH
2	- and x 2	$2 \text{NOCl} \rightarrow 2\text{NO} + \text{Cl}_2$	-2 (-38.6)
1	- and x 2	$2\text{NO} \rightarrow \text{N}_2 + \text{O}_2$	-(90.3)
		$2\text{NOCl} \rightarrow \text{N}_2 + \text{O}_2 + \text{Cl}_2$	-103.4 kJ

Hess's Law Example Problem #3

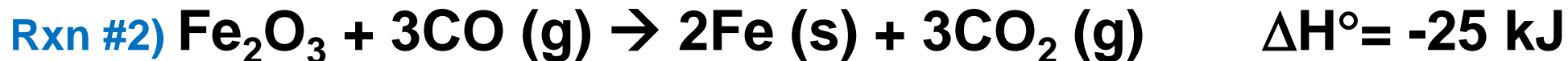
$\text{FeO(s)} + \text{CO(g)} \rightarrow \text{Fe(s)} + \text{CO}_2\text{(g)}$ Calculate standard enthalpy change



- A** -53 kJ
- B** -3 kJ
- C** -41 kJ
- D** 22 kJ
- E** -11 kJ

Hess's Law Example Problem #3

$\text{FeO(s)} + \text{CO(g)} \rightarrow \text{Fe(s)} + \text{CO}_2\text{(g)}$ Calculate standard enthalpy change



- A** -53 kJ
- B** -3 kJ
- C** -41 kJ
- D** 22 kJ
- E** **-11 kJ**

Rxn #	How to change it	Rxn	ΔH
3	- and x 1/3	$\text{FeO} + \frac{1}{3}\text{CO}_2 \rightarrow \frac{1}{3}\text{Fe}_2\text{O}_4 + \frac{1}{3}\text{CO}$	$-\frac{1}{3} (19)$
1	- and x 1/6	$\frac{1}{3}\text{Fe}_3\text{O}_4 + \frac{1}{3}\text{CO}_2 \rightarrow \frac{1}{2}\text{Fe}_2\text{O}_3 + \frac{1}{6}\text{CO}$	$-\frac{1}{6} (-47)$
2	x 1/2	$\frac{1}{2}\text{Fe}_2\text{O}_3 + \frac{3}{2}\text{CO} \rightarrow \text{Fe} + \frac{3}{2}\text{CO}_2$	$\frac{1}{2} (-25)$
		$\text{FeO} + \text{CO} \rightarrow \text{Fe} + \text{CO}_2$	-11 kJ

Its just a puzzle!

Sometimes it's a really hard puzzle...
but it's still just a puzzle!

All the pieces are there,
you just have to figure out how to
put them together...

Unfortunately no real "tricks" for
how to figure out which parts to
put together.

