

N26 – Gases

Ideal Gases and Laws

Ideal Gas Law

$$PV = nRT$$

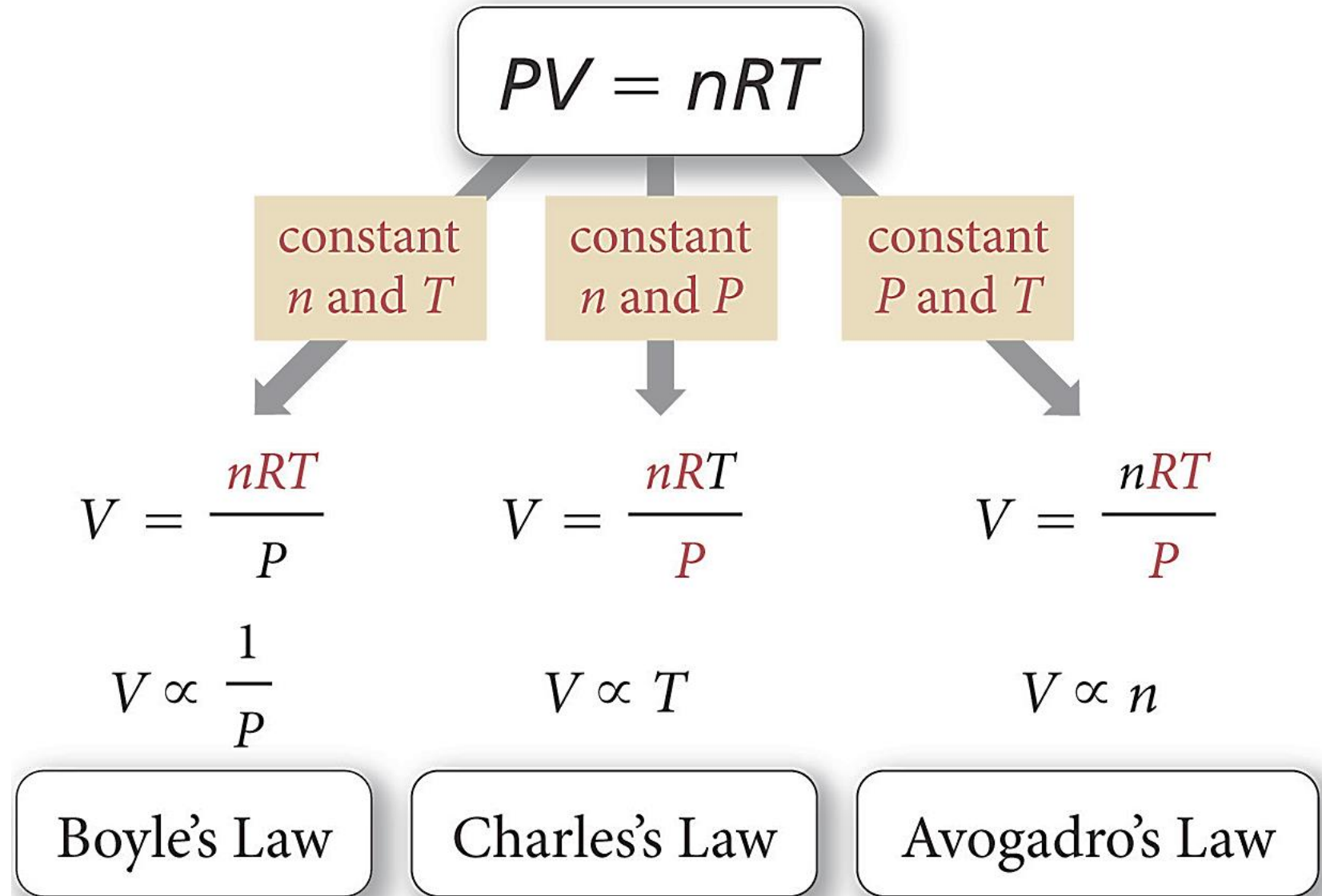
- **P** = pressure in atm
- **V** = volume in liters
- **n** = moles
= m/M ; $m = \text{mass}$, $M = \text{molar mass}$
- **R** = proportionality constant
= 0.08206 L·atm/ mol·K
= 8.314 L·Kpa/ mol·K
= 62.4 L·mmHg/ mol·K
- **T** = temperature in Kelvins

$$PV = \frac{m}{M}RT$$

*R holds closely
at $P < 1 \text{ atm}$*

Getting Other Gas Laws from Ideal Gas Law

If some variables are held constant then $PV=nRT$ reduces into the other laws.

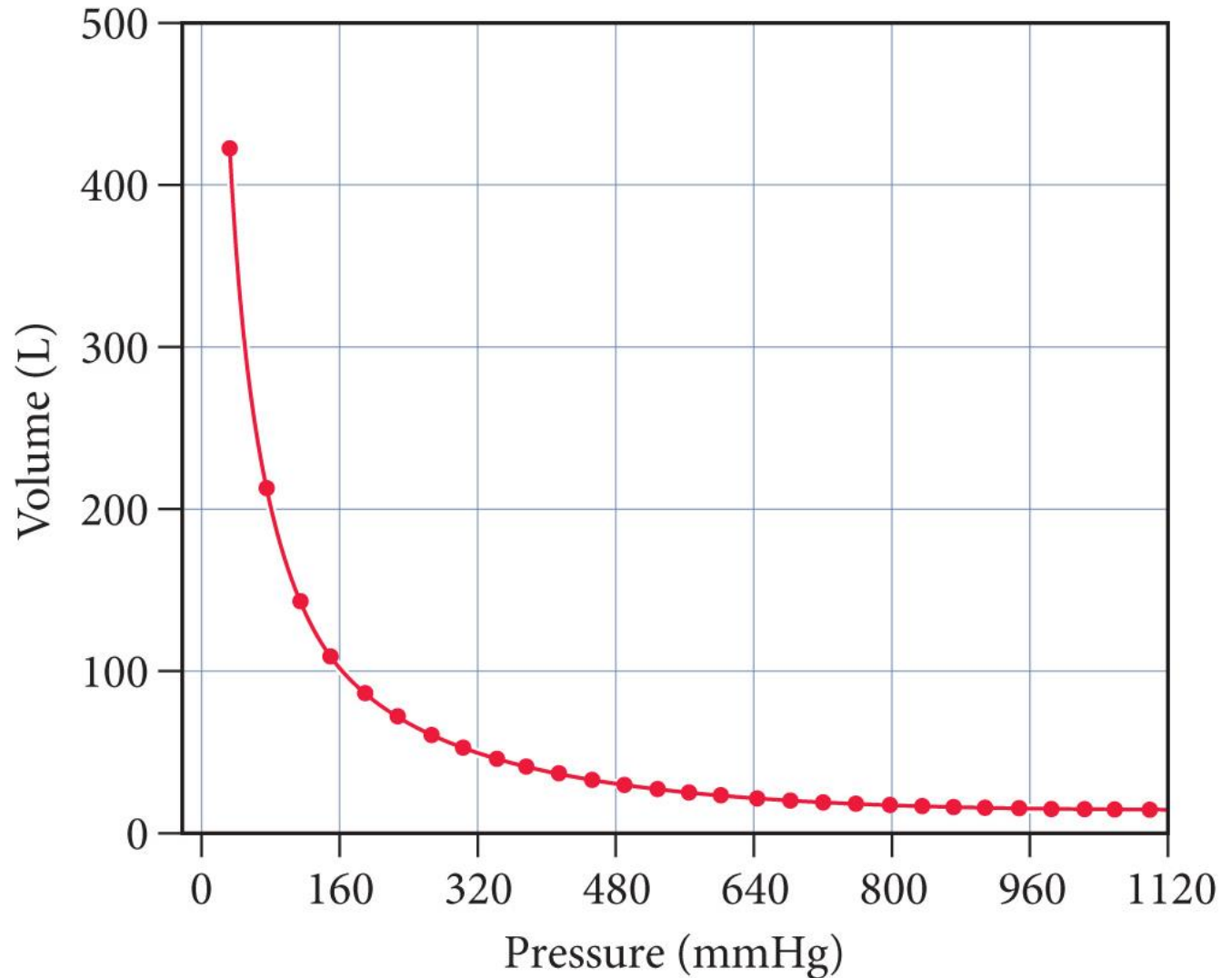


Boyle's Law

$$P_1 V_1 = P_2 V_2$$

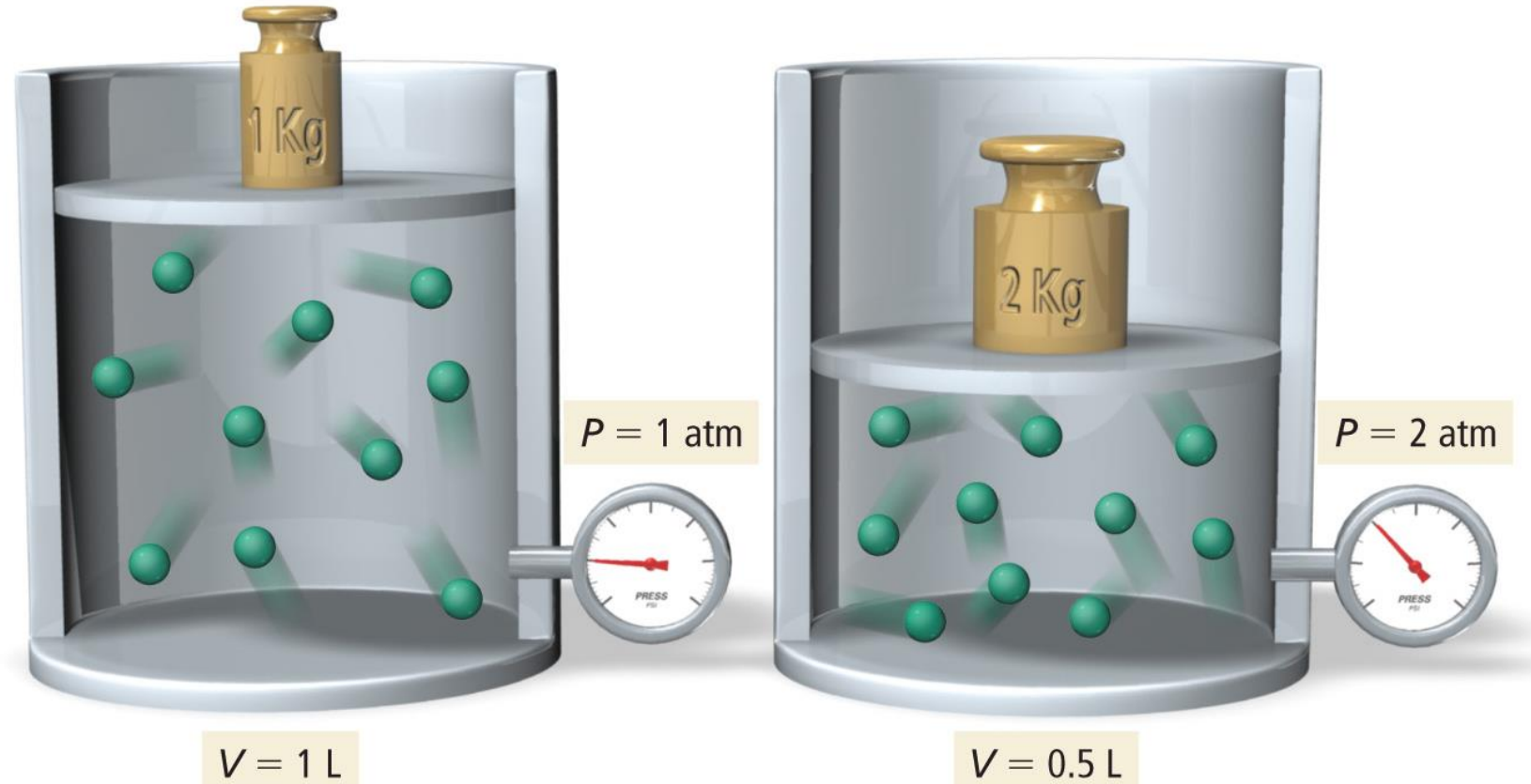
As pressure increases, volume decreases.

Indirect relationship.



Molecular Interpretation of Boyle's Law

As the volume of a gas sample is decreased, gas molecules collide with surrounding surfaces more frequently, resulting in greater pressure.

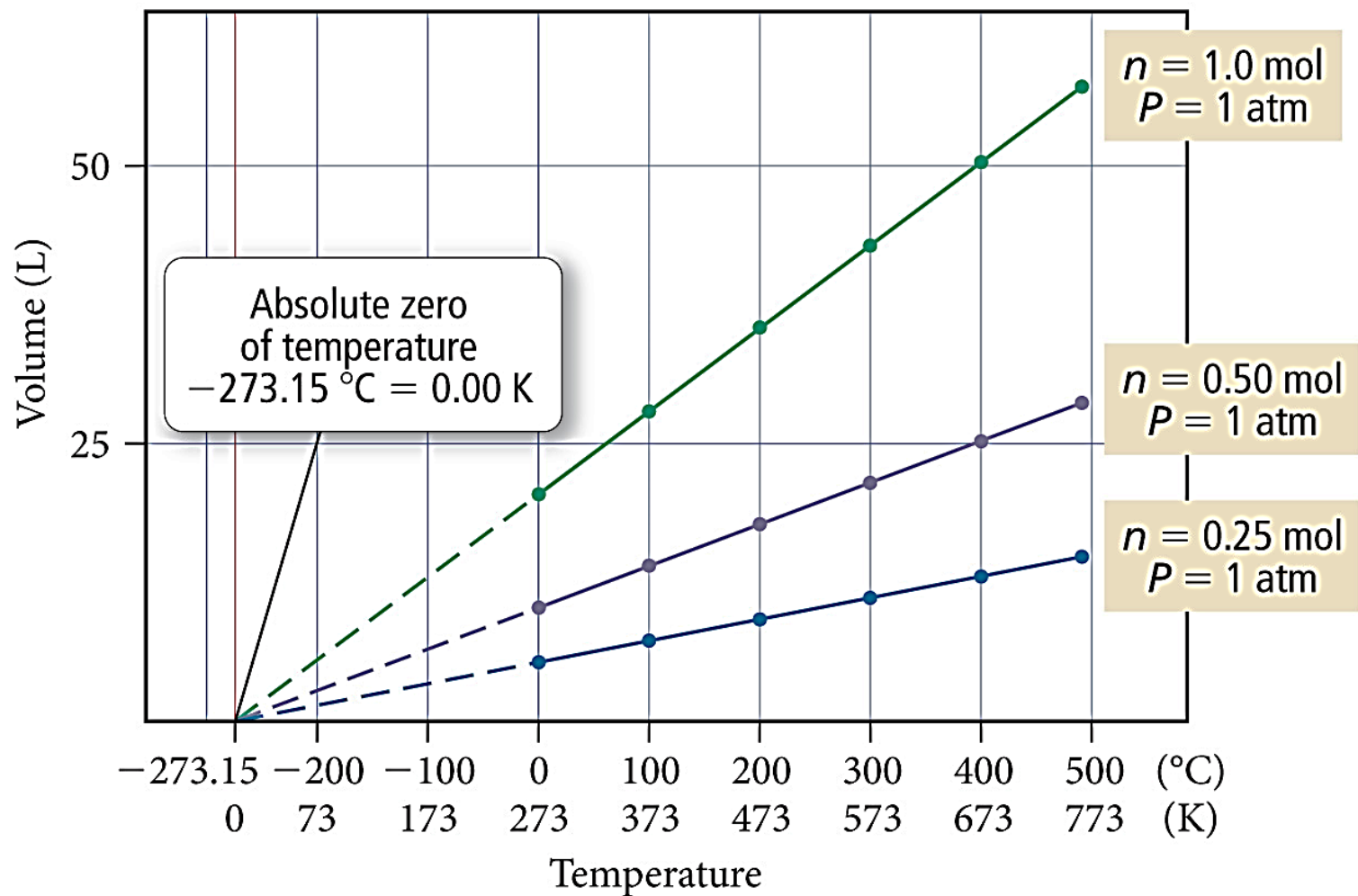


Charles's Law

$$\frac{V_1}{T_1} = \frac{V_2}{T_2}$$

As temperature increases, volume increases.

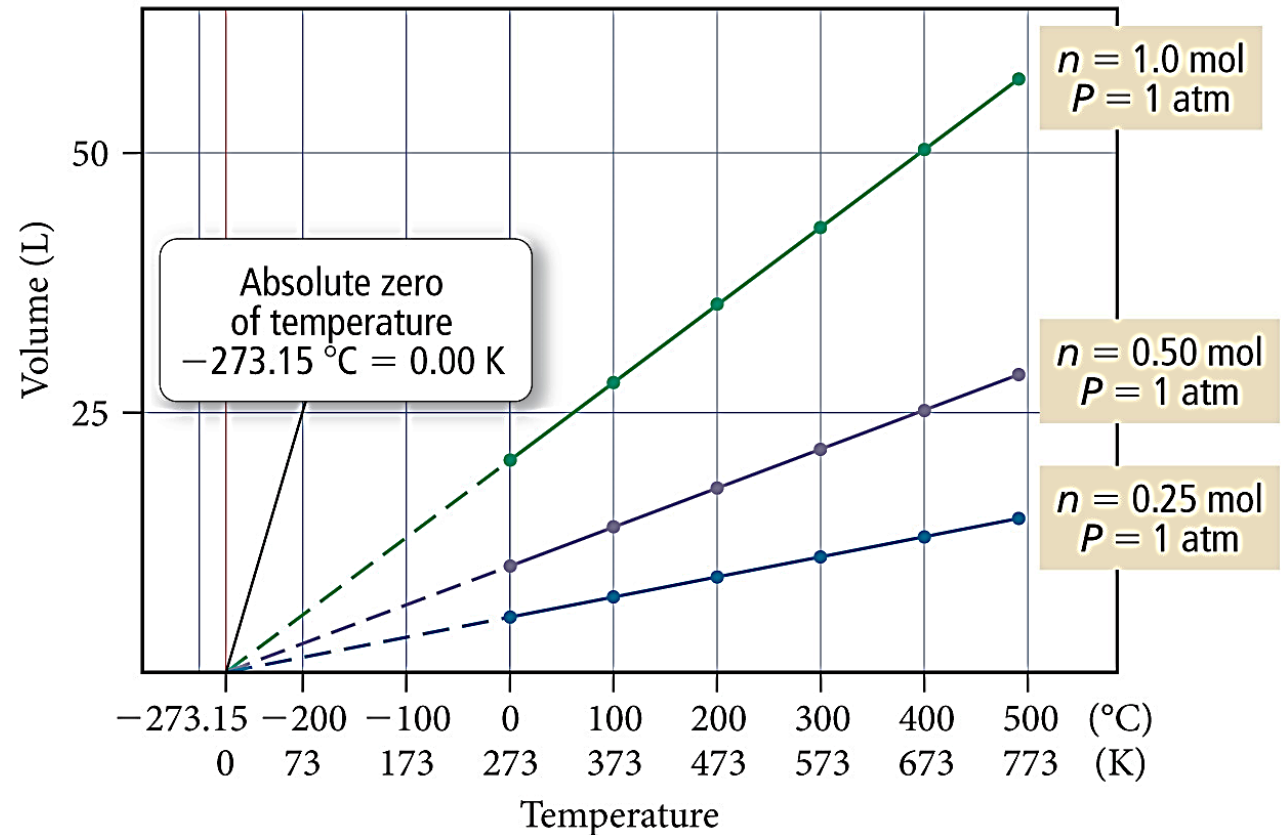
Direct relationship.



Charles's Law

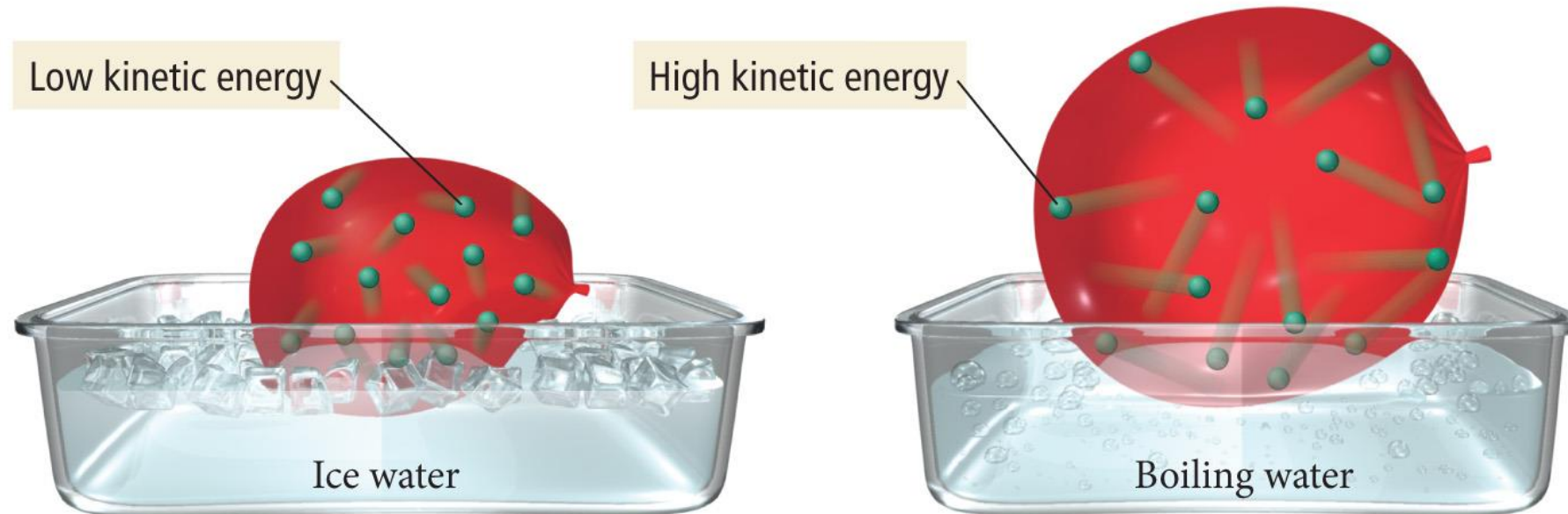
$$\frac{V_1}{T_1} = \frac{V_2}{T_2}$$

If the lines are extrapolated back to a volume of “0,” they all show the same temperature, $-273.15\text{ }^\circ\text{C} = 0\text{ K}$, called **absolute zero**



The extrapolated lines cannot be measured experimentally because all gases condense into liquids before $-273.15\text{ }^\circ\text{C}$ is reached.

Molecular Interpretation of Charles's Law



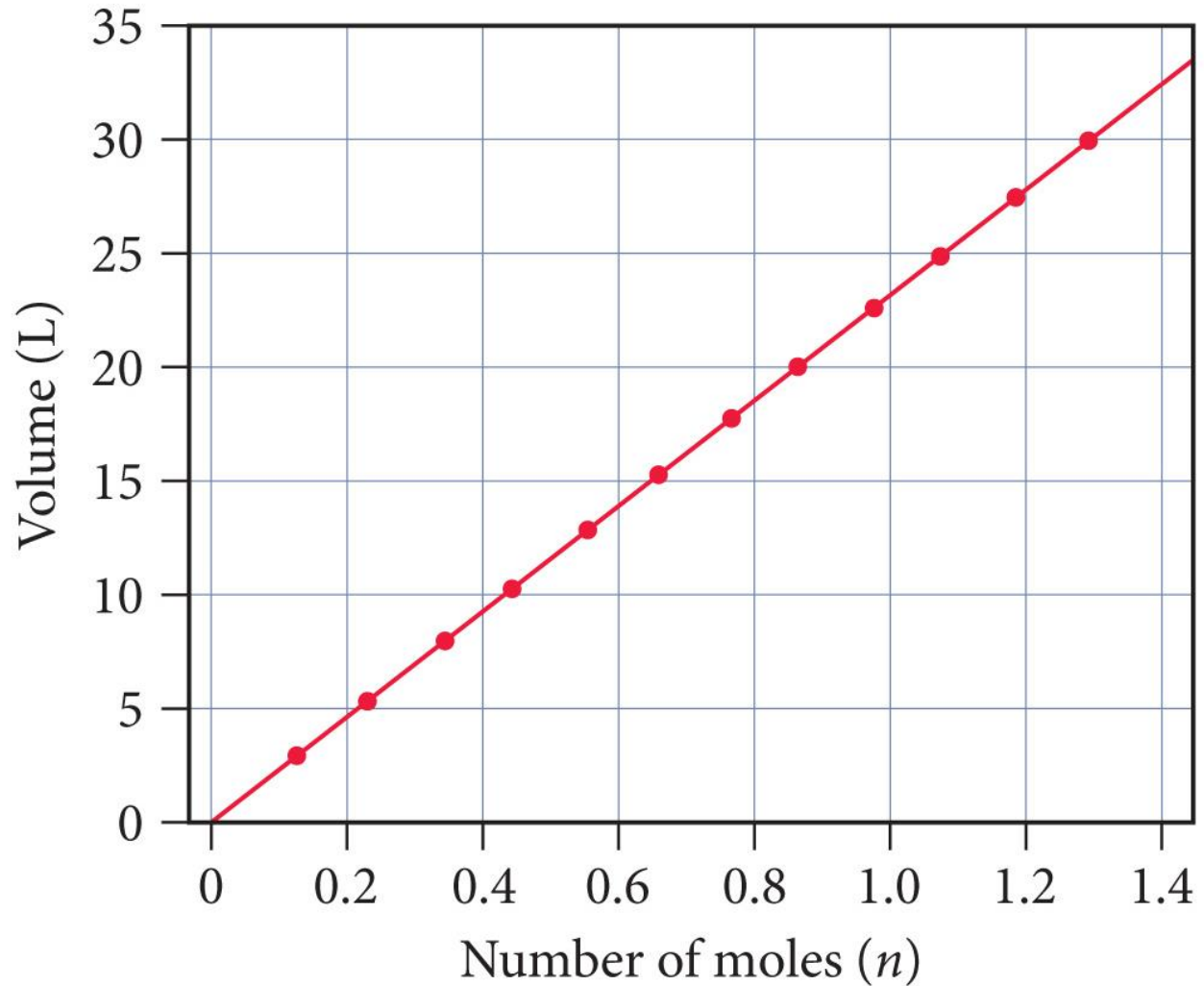
If we move a balloon from an ice water bath to a boiling water bath, its volume expands as the gas particles within the balloon move faster (due to the increased temperature) and collectively occupy more space.

Avogadro's Law

$$\frac{V_1}{n_1} = \frac{V_2}{n_2}$$

As number of moles of gas increases, volume increases.

Direct relationship.

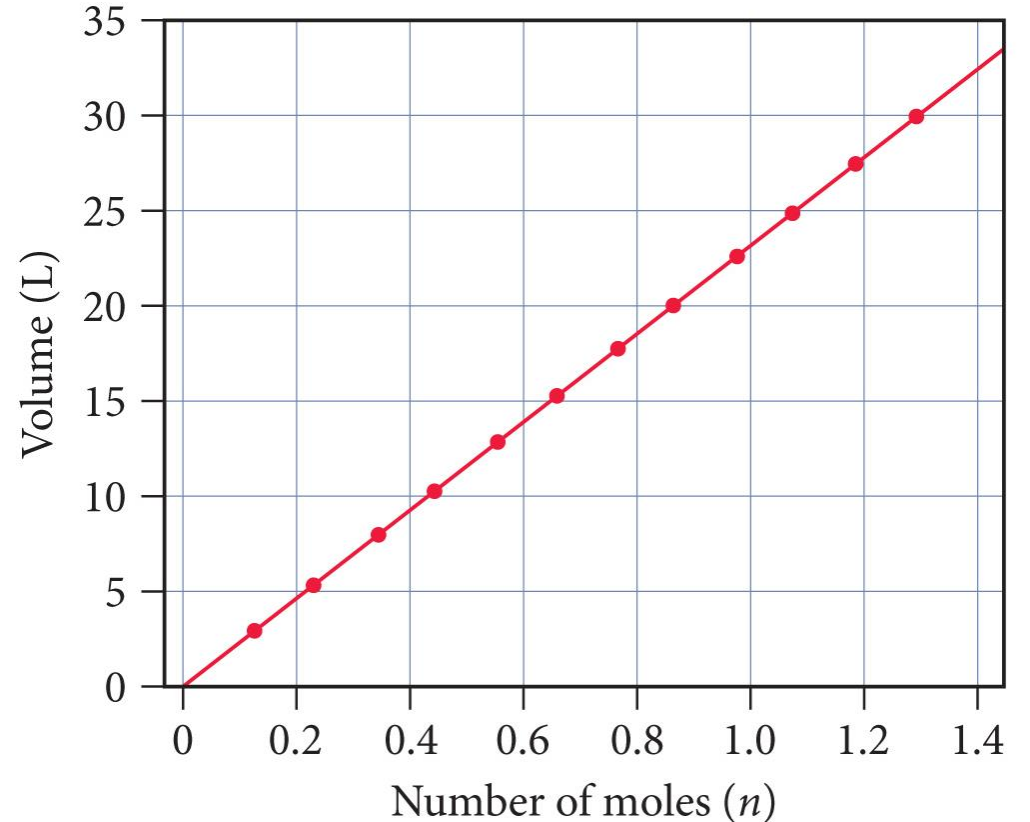


Avogadro's Law

$$\frac{V_1}{n_1} = \frac{V_2}{n_2}$$

When the amount of gas in a sample increases at constant temperature and pressure, its volume increases in direct proportion because the greater number of gas particles fill more space.

The volume of a gas sample increases linearly with the number of moles of gas in the sample.



Dalton's Law of Partial Pressures

$$P_{\text{total}} = P_1 + P_2 + P_3 \dots$$

P_{total} is the total pressure and P_1 , P_2 , P_3 or P_a , P_b , P_c , ... are the partial pressures of the components.

$$\begin{aligned} &= n_a \frac{RT}{V} + n_b \frac{RT}{V} + n_c \frac{RT}{V} + \dots \\ &= (n_a + n_b + n_c + \dots) \frac{RT}{V} \\ &= (n_{\text{total}}) \frac{RT}{V} \end{aligned}$$

Mole Fraction

$$X_a = \frac{n_a}{n_{total}}$$

The ratio of the partial pressure a single gas contributes and total pressure is equal to the mole fraction.

The number of moles of a component in a mixture divided by the total number of moles in the mixture, is the mole fraction.

Mole Fraction

$$\frac{P_a}{P_{\text{total}}} = \frac{n_a(\cancel{RT/V})}{n_{\text{total}}(\cancel{RT/V})} = \frac{n_a}{n_{\text{total}}}$$

$$\frac{P_a}{P_{\text{total}}} = \frac{n_a}{n_{\text{total}}}$$

$$P_a = \frac{n_a}{n_{\text{total}}} P_{\text{total}} = \chi_a P_{\text{total}}$$

$$\chi_a = \frac{n_a}{n_{\text{total}}}$$

$$P_a = \chi_a P_{\text{total}}$$

Mole Fraction

The partial pressure of a component in a gaseous mixture is its mole fraction multiplied by the total pressure.

- For gases, the mole fraction of a component is equivalent to its percent by volume divided by 100%.
 - ✓ Nitrogen has a 78% composition of air; find its partial pressure.

$$\begin{aligned}P_{\text{N}_2} &= 0.78 \times 1.00 \text{ atm} \\ &= 0.78 \text{ atm}\end{aligned}$$

$$P_{\text{total}} = P_{\text{N}_2} + P_{\text{O}_2} + P_{\text{Ar}}$$

$$\begin{aligned}P_{\text{total}} &= 0.78 \text{ atm} + 0.21 \text{ atm} + 0.01 \text{ atm} \\ &= 1.00 \text{ atm}\end{aligned}$$